

HOW CALENDER BASED SIGNAL WORKS?





WHAT IS CALENDER BASED SIGNAL?

A calendar-based signal in trading refers to a trading signal generated based on specific time-based events, economic calendar releases, or recurring market patterns rather than technical indicators or price movements alone. These signals are often linked to scheduled economic events, earnings reports, central bank meetings, holidays, or seasonal trends that influence market behavior.



OUR SERVICES

FOCAL -800

- \$100-\$150 daily profit
- 1 entry per trade
- Min. investment \$200-\$1000

PREMIUM -2500

- \$200-\$300 daily profit
- 2-3 entries per trade
- Min. investment \$1000-\$5000

GOLD -5000

- \$500-\$1000 daily profit
- 4-6 entries per trade
- Min. investment \$10000-above
- Pending order Premium tool
- Calendar signals copy trade

PLATINUM -7000

- \$3000-\$10000 daily profit
- Multiple entries per trade
- Min. investment \$30000-\$50000
- Pending order Premium tool
- Calendar signals copy trade

BENEFITS OF USING OUR CALENDAR SIGNAL SERVICE

1. High accuracy
2. Precise entry and exit points
3. Risk management
4. Consistency
5. Time-saving
6. Comprehensive Support for Your Trading Success
 - 24/5 Live Chat Support:
 - Weekly Voice Calls
 - Weekly Video Conference:

HOW CALENDAR SIGNALS WORKS?



TRADING SIGNAL FEATURES



Calendar Signals are designed to help traders capitalize on market movements triggered by scheduled economic events. These signals are based on daily news, events, and market trends, boasting an accuracy rate exceeding 95%.



CHECK OUR YOUTUBE VIDEO

Live Trading Signals

Provides real-time notifications for precise entry and exit points.



Daily Forex Signals

Offers straightforward and actionable signals for daily trading.

Up-to-the-Minute Updates

Ensures traders are informed about the latest market-moving events.

HOW CALENDAR SIGNALS WORKS?




TRADING SIGNAL FEATURES

Calendar Signals are designed to help traders capitalize on market movements triggered by scheduled economic events. These signals are based on daily news, events, and market trends, boasting an accuracy rate exceeding 95%.

Live Trading Signals

Provides real-time notifications for precise entry and exit points.



Daily Forex Signals

Offers straightforward and actionable signals for daily trading.

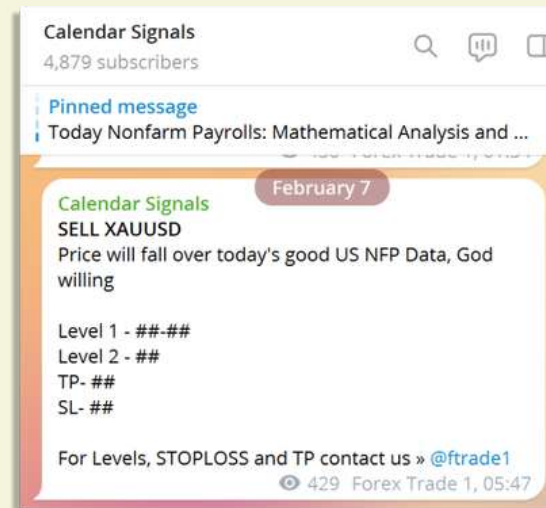
Up-to-the-Minute Updates

Ensures traders are informed about the latest market-moving events.

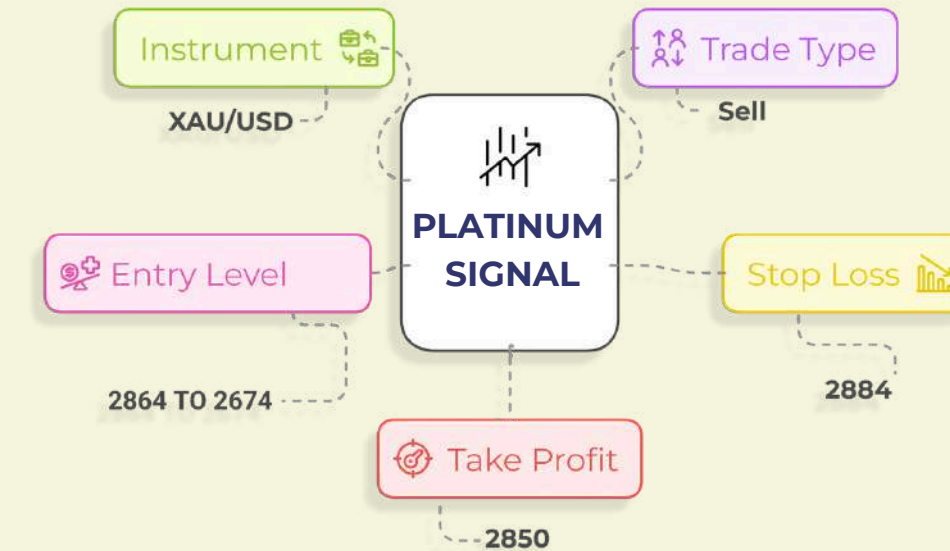
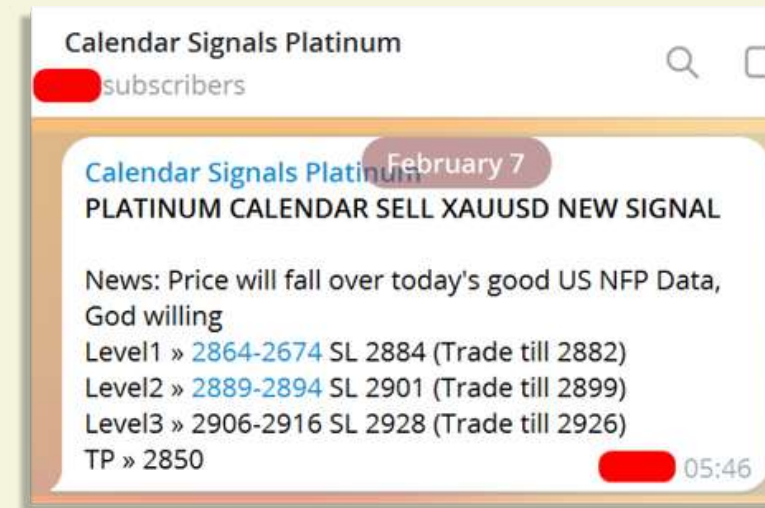
UNDERSTAND WITH LIVE EXAMPLE

SIGNAL TO TRADE :

INITIAL FREE SIGNAL



INITIAL PLATINUM SIGNAL



SIGNAL RESULT :

Reason : A strong NFP report was expected to boost the USD, weakening gold as a safe-haven asset.

Data Outcome: With 143,000 jobs added, the USD strengthened, causing gold prices to decline toward the take profit level.



XAU/USD Signal During February 2025 NFP Release

On February 7, 2025, the U.S. Bureau of Labor Statistics released the Non-Farm Payrolls (NFP) report, which is a critical indicator of economic health. We anticipated that the NFP data would significantly impact the XAU/USD (gold vs. U.S. dollar) pair.



For example :

SELL XAUUSD

Entry 1 : 2380 - 2390 | SL - 2400 (trade till 2398)

- Lot Size per Trade: 0.1 lot
- Total Trades: 19 entries (\$10 per entry)
- calculation on capital 100k | Risk = \$2000 (2% Risk)

Entry Price	Lot Size per Trade
2380	0.1 lot
2381	0.1 lot
2382	0.1 lot
2383	0.1 lot
2384	0.1 lot
2385	0.1 lot
2386	0.1 lot
2387	0.1 lot
2388	0.1 lot
2389 (Breakeven point)	0.1 lot
2390	0.1 lot
2391	0.1 lot
2392	0.1 lot
2393	0.1 lot
2394	0.1 lot
2395	0.1 lot
2396	0.1 lot
2397	0.1 lot
2398	0.1 lot
	1.9 LOT

STRATEGY 1: FIX LOT SIZE STRATEGY

BREAKEVEN CALCULATION :

Entry + Trade till point / 2 = Breakeven point
2380 + 2398 / 2 = 2389

Breakeven - SL = Total loss point
2389 - 2400 = 11 points

PROFIT CALCULATION :

Profit = 1.9 Lots x 11 points = \$2090

STRATEGY 1 TRADING TOOL

TRADING TOOL FOR STRATEGY 1 AS PER 100K CAPITAL



INITIAL LOT SIZE

Hide Magic: -1

stop limit sl tp

distance to first Stop 50

Buy Stop 5 100

Sell Stop 5 100

Lot Stop 0.01 0.01 1.00

distance to first Limit 0

Buy Limit 19 1000

Sell Limit 19 1000

Lot Limit 0.10 0.00 1.00

TP: 0.10 0.30 0.50 0.70 0.90

SL: 0.10 0.30 0.50 0.70 0.90

SLM: 0.10 0.30 0.50 0.70 0.90

SLR: 0.10 0.30 0.50 0.70 0.90

BUY 0.01 SELL

Close Buy 0.00 10.0 auto

Close Sell 0.00 10.0 auto

Close All 0.00

Close All 10.0 auto

Trail Profit 10.0 5.0

Off After Profit clear

1 POINT GAP

CURRENT MARKET PRICE ENTRY

» TP BUTTON / SL BUTTON
» SLM BUTTON (YOU CAN SET SL WITH MARKET PRICE)
» SLR BUTTON (YOU CAN SET REVISED SL FROM BREAK EVEN PRICE)

IF YOU CLICK SELL LIMIT THIS ORDER WILL BE PLACED

» CLOSE BUY ORDERS - THROUGH THIS BUTTON YOU CAN PARTIALLY CLOSE BUY TRADES

» CLOSE SELL ORDERS - THROUGH THIS BUTTON YOU CAN PARTIALLY CLOSE SELL TRADES



CLICK TO WATCH SHORT DESCRIPTION (15 SEC)



CLICK TO WATCH FULL EXPLANATION

STRATEGY 2: INCREASING LOT SIZE STRATEGY

SL CALCULATION :

= Average points - SL point
= 2396 - 2400 = 4 Points (\$4000 risk)

PROFIT CALCULATION :

= Average points - Entry point
= 2396 - 2380 = 16 Points (\$16000 Profit)

For example :

SELL XAUUSD

Entry 1 : 2380 - 2390 | SL - 2400 (trade till 2398)

- Trading starts with 0.01 lot, & keep double then previous traded lot
- Total Trades: 10 entries
- calculation on capital 100k | Risk = \$4000

Entry Price	Lot Size per Trade	Calculation to find out breakeven point
2380	0.01 lot	2380 x 0.01 lot = 23.8
2382	0.02 lot	0.82 x 0.02 lot = 47.64
2384	0.04 lot	2684 x 0.04 lot = 95.36
2386	0.08 lot	2386 x 0.8 lot = 190.88
2388	0.16 lot	2388 x 0.16 lot = 382.08
2390	0.32 lot	2390 x 0.32 lot = 764.8
2392	0.64 lot	2392 x 0.64 lot = 1530.88
2394	1.28 lot	2394 x 1.28 lot = 3064.32
2396 (Breakeven point)	2.56 lot	2396 x 2.56 lot = 6133.76
2398	5.12 lot	2398 x 5.12 lot = 12277.76
	10.23 LOTS	24511.28

BREAKEVEN CALCULATION :

= 24511.28 / 10.23 lots = **2396**

STRATEGY 2 TRADING TOOL

TRADING TOOL FOR STRATEGY 2 AS PER 100K CAPITAL



TRADING AS PER OUR STRATEGY, ENTRY ON EVERY 2 POINT, TRADING STARTS WITH 0.01 LOT, & KEEP DOUBLE THEN PREVIOUS TRADED LOT

INITIAL LOT SIZE

IF YOU CLICK SELL LIMIT THIS ORDER WILL BE PLACED

Hide Magic: -1

stop limit sl tp

distance to first Stop 50

Buy Stop 5 200

Sell Stop 5 200

Lot Stop 0.01 0.01 1.00

distance to first Limit 0

Buy Limit 11 200

Sell Limit 11 200

Lot Limit 0.01 0.00 2.00

TP: 0.10 0.30 0.50 0.70 0.90

SL: 0.10 0.30 0.50 0.70 0.90

SLM: 0.10 0.30 0.50 0.70 0.90

SLR: 0.10 0.30 0.50 0.70 0.90

BUY 0.01 SELL

Close Buy 0.00 10.0 auto

Close Sell 0.00 10.0 auto

Close All 0.00 10.0 auto

Trail Profit 10.0 5.0

Off After Profit clear

2 POINT GAP

CURRENT MARKET PRICE ENTRY

LOT SIZE MULTIPLIER

» TP BUTTON / SL BUTTON
 » SLM BUTTON (YOU CAN SET SL WITH MARKET PRICE)
 » SLR BUTTON (YOU CAN SET REVISED SL FROM BREAK EVEN PRICE)

» CLOSE BUY ORDERS - THROUGH THIS BUTTON YOU CAN PARTIALLY CLOSE BUY TRADES
 » CLOSE SELL ORDERS - THROUGH THIS BUTTON YOU CAN PARTIALLY CLOSE SELL TRADES



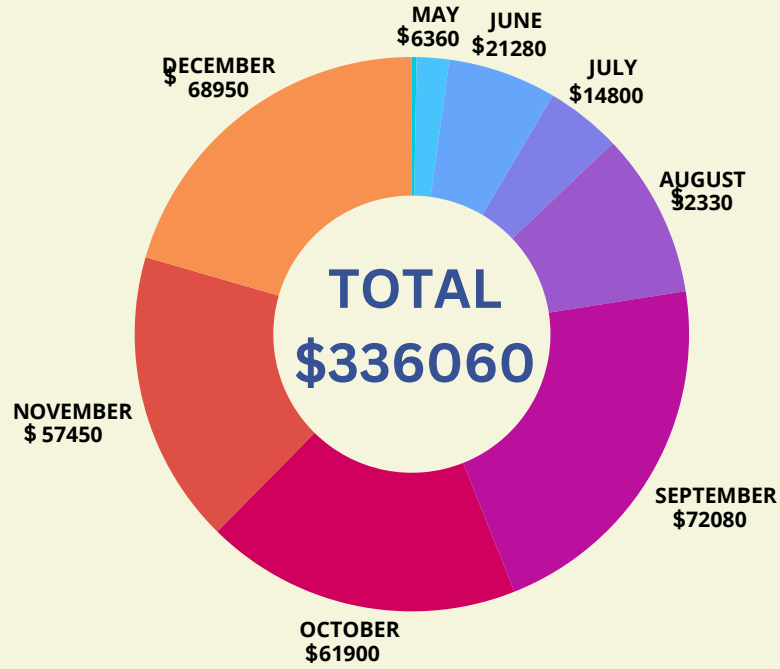
CLICK TO WATCH SHORT DESCRIPTION (15 SEC)



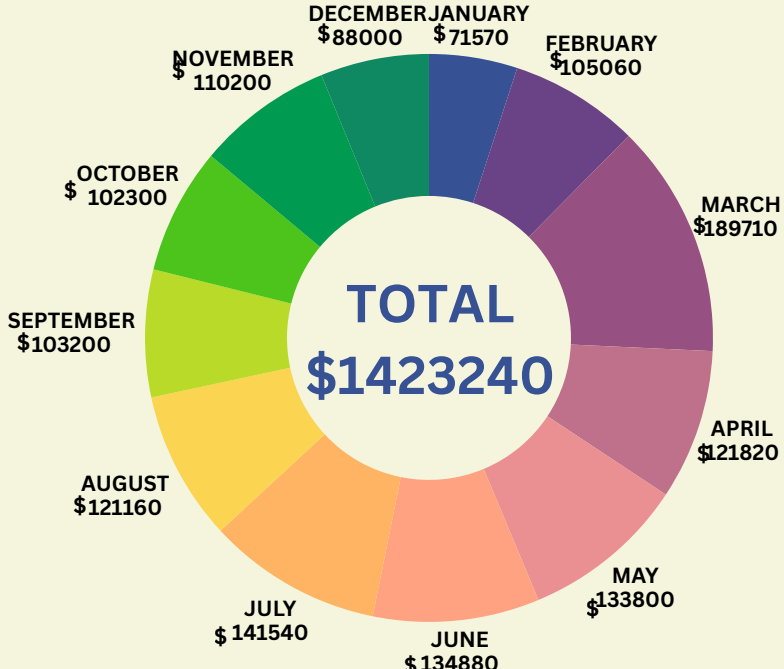
CLICK TO WATCH FULL EXPLANATION

YEAR BY YEAR PROFIT AS PER STANDARD 1 LOT

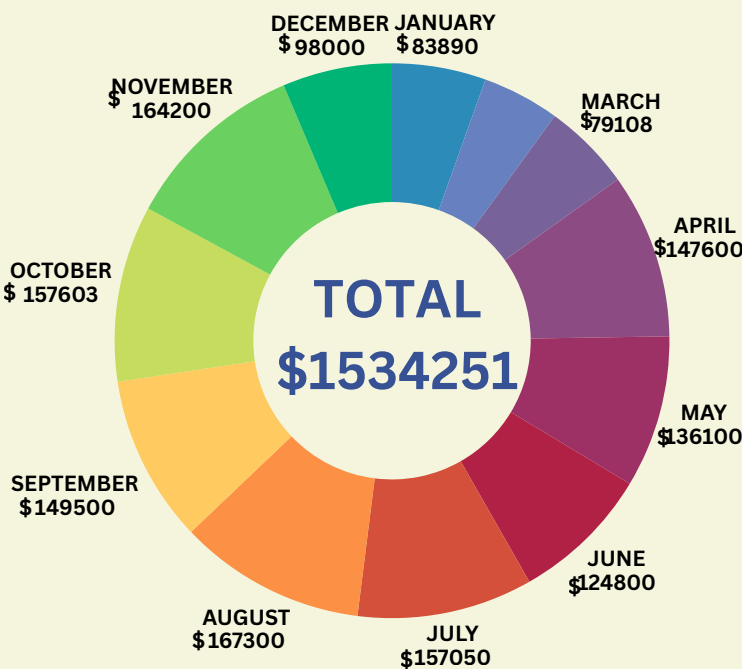
YEAR 2020



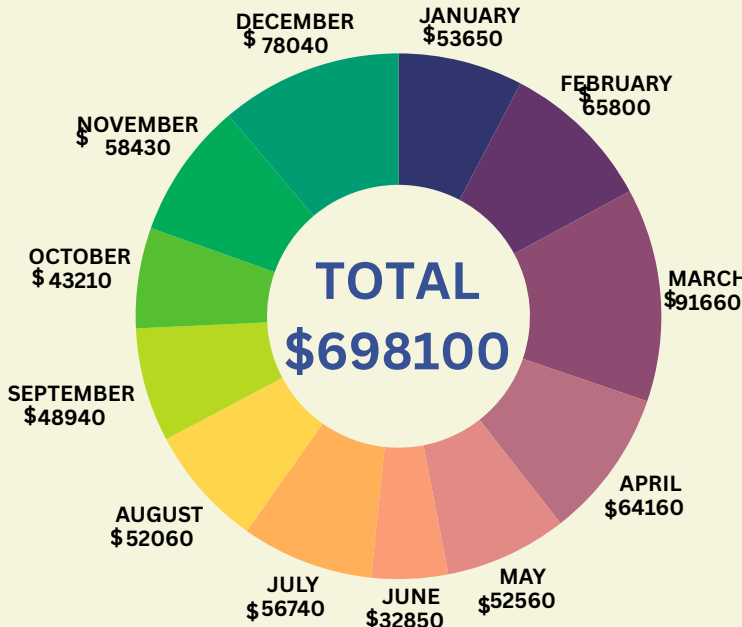
YEAR 2022



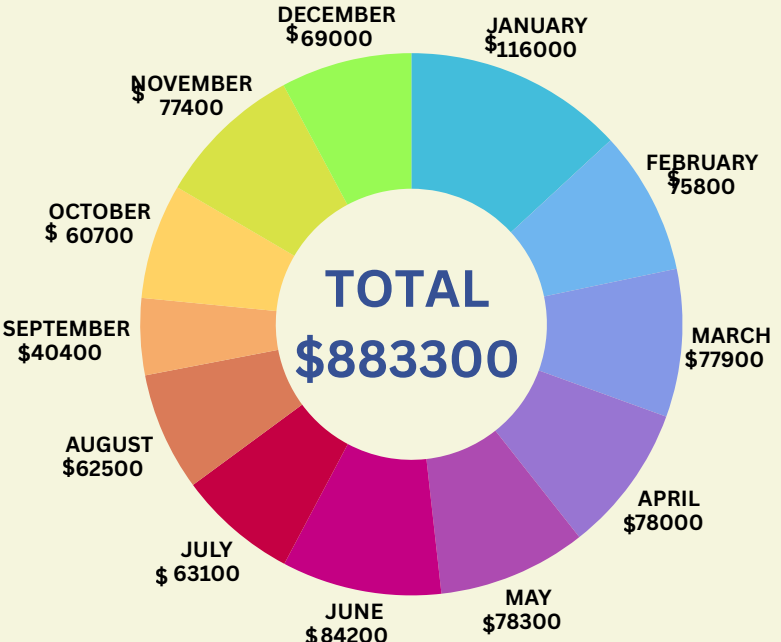
YEAR 2024



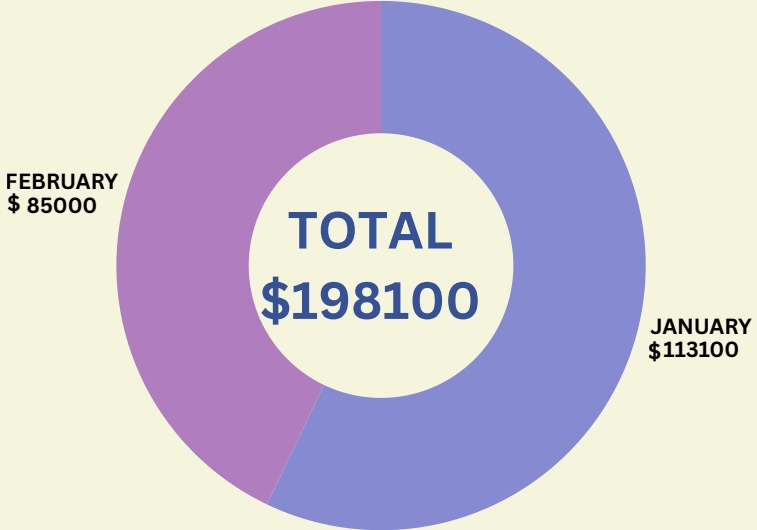
YERR 2021



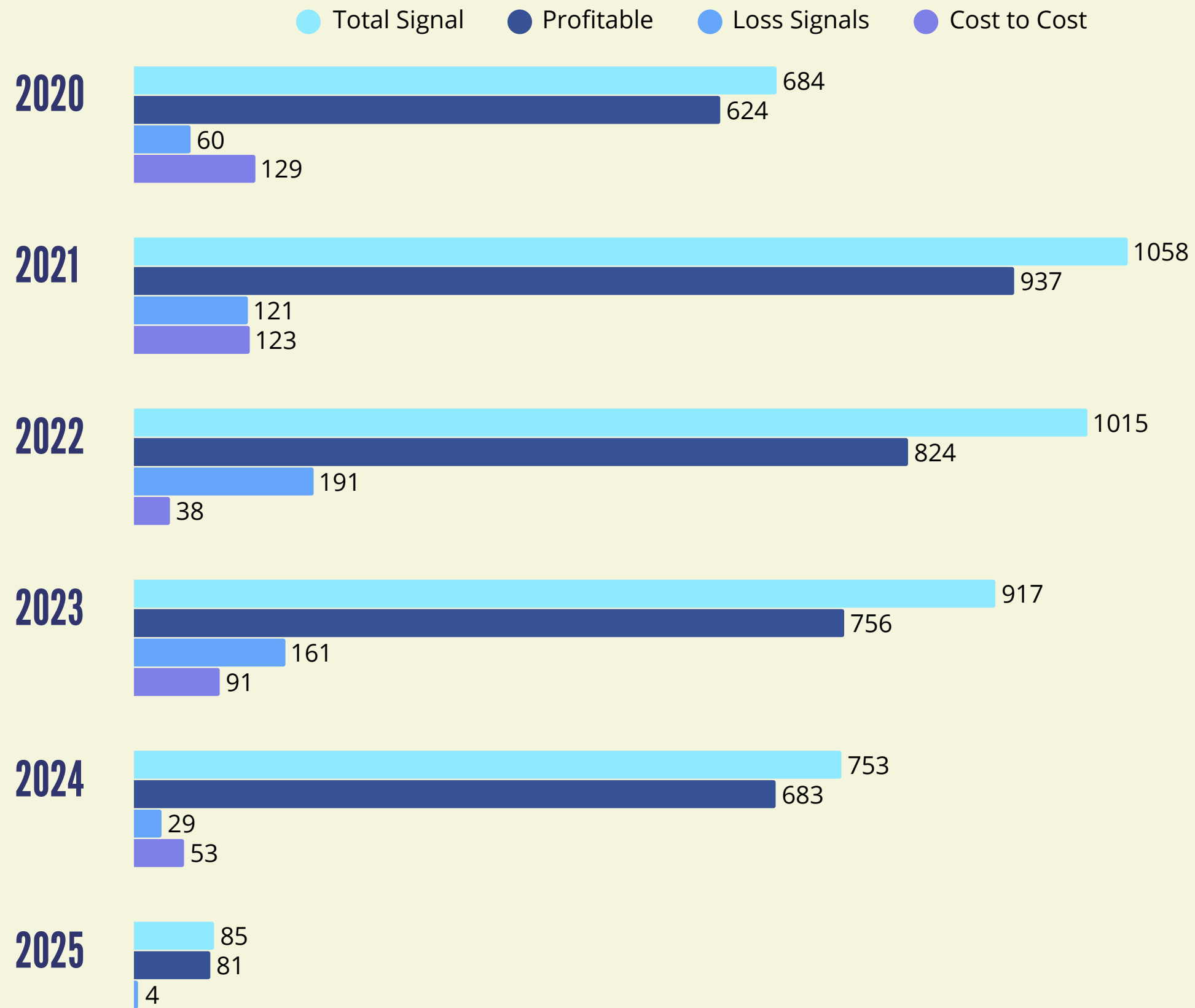
YEAR 2023



YEAR 2025



5 YEARS PERFORMANCE COMPARISON





CONNECTED ACCOUNTS

\$100K LIVE MT5 INVESTOR ACCOUNT

Log in:- 87015 (MT5)

Password:- @Liveaccount1

Server:- Rockwest-server

Total ROI: **19.04%**

Profit Till date: **19,049 USD**

Account Start Date:- 20/03/2026

PERFORMANCE IN EXCEL FORMATE

CALENDER SIGNAL SERVICE PERFORMANCE														
DATE	BUY/SELL	INSTRUMENT	ENTRY	EXIT	PIPS / POINTS	1PIPS VALUE IN USD	PROFIT /LOSS	CALCULATION	REASON	INITIATED SIGNAL	SIGNAL PERFORMANCE	PERFORMANCE VIDEO IN YOUTUBE	INITIATED SIGNAL IN TWITTER	SIGNAL PERFORMANCE IN TWITTER
3.2.25	SELL	XAUUSD	2801	2795	6	100	600	2801-2795=6points=100Qty x 6	Price will fall over today's good US ISM Data, God willing	CLICK TO VIEW INITIATED SIGNAL	CLICK TO VIEW PERFORMANCE	CLICK TO VIEW PERFORMANCE IN YOUTUBE	CLICK TO VIEW TWITTER MESSAGE	CLICK TO VIEW TWITTER MESSAGE
			2811	2814	17	100	1700	2811-2814=17points=100Qty x 17						
			2825	2812	13	100	1300	2825-2812=13points=100Qty x 13						
3.2.25	SELL	USOIL	74.4	73.8	0.6	1000	600	74.4-73.8=0.6points=1000Qty x 0.6	Price will drop over higher OIL supply by OPEC and Trump ready to drill more oil, God willing	CLICK TO VIEW INITIATED SIGNAL	CLICK TO VIEW PERFORMANCE	CLICK TO VIEW PERFORMANCE IN YOUTUBE	CLICK TO VIEW TWITTER MESSAGE	CLICK TO VIEW TWITTER MESSAGE
			74.8	77	2.4	1000	2400	74.8-77=2.4points=1000Qty x 2.4						
			1.02801	1.02901	40	10	400	1.02801-1.02901=40points=10Qty x 10						
3.2.25	SELL	EURUSD	1.03201	1.03201	60	10	600	1.03201-1.03201=60points=10Qty x 10	Today's lower EURO CPI Data will create more panic in price, God willing	CLICK TO VIEW INITIATED SIGNAL	CLICK TO VIEW PERFORMANCE	CLICK TO VIEW PERFORMANCE IN YOUTUBE	CLICK TO VIEW TWITTER MESSAGE	CLICK TO VIEW TWITTER MESSAGE
			2818	2807	11	100	1100	2818-2807=11points=100Qty x 11						
			2819	2812	7	100	700	2819-2812=7points=100Qty x 7						
4.2.25	SELL	XAUUSD	2812	2813	9	100	900	2812-2813=9points=100Qty x 9	Price will fall over today's good Jolts Opening data, God willing	CLICK TO VIEW INITIATED SIGNAL	CLICK TO VIEW PERFORMANCE	CLICK TO VIEW PERFORMANCE IN YOUTUBE	CLICK TO VIEW TWITTER MESSAGE	CLICK TO VIEW TWITTER MESSAGE
			2845	2832	13	100	1300	2845-2832=13points=100Qty x 13						
			71.5	72	0.5	1000	500	71.5-72=0.5points=1000Qty x 0.5						
4.2.25	BUY	USOIL	70.6	73.3	2.7	1000	2700	70.6-73.3=2.7points=1000Qty x 2.7	Price bounce back expected over OPEC tight supply and Trump can not explore more Drilling option to increase supply, God willing	CLICK TO VIEW INITIATED SIGNAL	CLICK TO VIEW PERFORMANCE	CLICK TO VIEW PERFORMANCE IN YOUTUBE	CLICK TO VIEW TWITTER MESSAGE	CLICK TO VIEW TWITTER MESSAGE
			1.24801	1.23901	40	10	400	1.24801-1.23901=40points=10Qty x 10						
			2862	2855	7	100	700	2862-2855=7points=100Qty x 7						
5.2.25	SELL	XAUUSD	2877	2865	12	100	1200	2877-2865=12points=100Qty x 12	Price will fall over today's good ADP & ISM Non manufacturing data, God willing	CLICK TO VIEW INITIATED SIGNAL	CLICK TO VIEW PERFORMANCE	CLICK TO VIEW PERFORMANCE IN YOUTUBE	CLICK TO VIEW TWITTER MESSAGE	CLICK TO VIEW TWITTER MESSAGE
			2881	2863	18	100	1800	2881-2863=18points=100Qty x 18						
			2877	2860	17	100	1700	2877-2860=17points=100Qty x 17						
5.2.25	SELL	USOIL	72.7	70.9	1.8	1000	1800	72.7-70.9=1.8points=1000Qty x 1.8	Price will drop over today's higher US Oil Inventories, God willing	CLICK TO VIEW INITIATED SIGNAL	CLICK TO VIEW PERFORMANCE	CLICK TO VIEW PERFORMANCE IN YOUTUBE	CLICK TO VIEW TWITTER MESSAGE	CLICK TO VIEW TWITTER MESSAGE
			1.25	1.253	-0.30	10	-300	1.2500-1.2530=30pips x 10						
			1.255	1.05	50	10	500	1.2550-1.0500=50pips x 10						
6.2.25	SELL	XAUUSD	2781	2849	22	100	2200	2781-2849=22points=100Qty x 22	Good Nonfarm productivity, Labor cost and Jobless claims data will help Dollar to bounce back and fall in Gold from overbought level, God willing	CLICK TO VIEW INITIATED SIGNAL	CLICK TO VIEW PERFORMANCE	CLICK TO VIEW PERFORMANCE IN YOUTUBE	CLICK TO VIEW TWITTER MESSAGE	CLICK TO VIEW TWITTER MESSAGE
			2870	2834	36	100	3600	2870-2834=36points=100Qty x 36						
			71.1	71.8	0.7	1000	700	71.1-71.8=0.7points=1000Qty x 0.7						
6.2.25	BUY	USOIL	70.6	71.8	1.2	1000	1200	70.6-71.8=1.2points=1000Qty x 1.2	Price will bounce back over OPEC tight supply commitment God willing	CLICK TO VIEW INITIATED SIGNAL	CLICK TO VIEW PERFORMANCE	CLICK TO VIEW PERFORMANCE IN YOUTUBE	CLICK TO VIEW TWITTER MESSAGE	CLICK TO VIEW TWITTER MESSAGE
			1.24901	1.23601	130	10	1300	1.24901-1.23601=130pips x 10						
			2866	2859	7	100	700	2866-2859=7points=100Qty x 7						
7.2.25	SELL	XAUUSD	2871	2863	8	100	800	2871-2863=8points=100Qty x 8	Price will fall over today's good US NFP Data, God willing	CLICK TO VIEW INITIATED SIGNAL	CLICK TO VIEW PERFORMANCE	CLICK TO VIEW PERFORMANCE IN YOUTUBE	CLICK TO VIEW TWITTER MESSAGE	CLICK TO VIEW TWITTER MESSAGE
			2868	2860	8	100	800	2868-2860=8points=100Qty x 8						
			2871	2852	19	100	1900	2871-2852=19points=100Qty x 19						
7.2.25	BUY	USOIL	70.8	71.3	0.5	1000	500	70.8-71.3=0.5points=1000Qty x 0.5	Price will rise over Trump control an OPEC to supply increase seems hard to obey, God willing	CLICK TO VIEW INITIATED SIGNAL	CLICK TO VIEW PERFORMANCE	CLICK TO VIEW PERFORMANCE IN YOUTUBE	CLICK TO VIEW TWITTER MESSAGE	CLICK TO VIEW TWITTER MESSAGE
			70.8	71.4	0.6	1000	600	70.8-71.4=0.6points=1000Qty x 0.6						
			70.6	71.2	0.6	1000	600	70.6-71.2=0.6points=1000Qty x 0.6						
7.2.25	SELL	EURUSD	1.04001	1.03701	30	10	300	1.04001-1.03701=30pips x 10	Price will fall over today's good US NFP data will support Dollar, God willing	CLICK TO VIEW INITIATED SIGNAL	CLICK TO VIEW PERFORMANCE	CLICK TO VIEW PERFORMANCE IN YOUTUBE	CLICK TO VIEW TWITTER MESSAGE	CLICK TO VIEW TWITTER MESSAGE
			1.04101	1.03501	60	10	600	1.04101-1.03501=60pips x 10						
			1.03901	1.03101	80	10	800	1.03901-1.03101=80pips x 10						
10.2.25	SELL	XAUUSD	2897	2906	6	100	600	2897-2906=6points=100Qty x 6	Price will fall over Trump retaliation plan on Tariff will cause Dollar up and Gold down, God willing	CLICK TO VIEW INITIATED SIGNAL	CLICK TO VIEW PERFORMANCE	CLICK TO VIEW PERFORMANCE IN YOUTUBE	CLICK TO VIEW TWITTER MESSAGE	CLICK TO VIEW TWITTER MESSAGE
			2897	2903	6	100	600	2897-2903=6points=100Qty x 6						
			2911	2896	15	100	1500	2911-2896=15points=100Qty x 15						
10.2.25	SELL	USOIL	72.1	71.6	0.5	1000	500	72.1-71.6=0.5points=1000Qty x 0.5	Price will fall over Trump full commitment to reduce OIL price to control US inflation and create more pressure on OPEC, God willing	CLICK TO VIEW INITIATED SIGNAL	CLICK TO VIEW PERFORMANCE	CLICK TO VIEW PERFORMANCE IN YOUTUBE	CLICK TO VIEW TWITTER MESSAGE	CLICK TO VIEW TWITTER MESSAGE
			72.6	72.1	0.5	1000	500	72.6-72.1=0.5points=1000Qty x 0.5						
			1.03401	1.03001	40	10	400	1.03401-1.03001=40pips x 10						
11.2.25	SELL	XAUUSD	2925	2881	44	100	4400	2925-2881=44points=100Qty x 44	Price will fall over today's Powell testifies and Hawkish tone will lead to fall in Gold price from overbought level, God willing	CLICK TO VIEW INITIATED SIGNAL	CLICK TO VIEW PERFORMANCE	CLICK TO VIEW PERFORMANCE IN YOUTUBE	CLICK TO VIEW TWITTER MESSAGE	CLICK TO VIEW TWITTER MESSAGE
			73.6	72.8	0.8	1000	800	73.6-72.8=0.8points=1000Qty x 0.8						
			1.04001	1.03801	-20	10	-200	1.04001-1.03801=20pips x 10						
11.2.25	SELL	EURUSD	1.03501	1.03801	-30	10	-300	1.03501-1.03801=30pips x 10	Price will fall down over today's good US ISM Data, God willing	CLICK TO VIEW INITIATED SIGNAL	CLICK TO VIEW PERFORMANCE	CLICK TO VIEW PERFORMANCE IN YOUTUBE	CLICK TO VIEW TWITTER MESSAGE	CLICK TO VIEW TWITTER MESSAGE
			2896	2888	8	100	800	2896-2888=8points=100Qty x 8						
			2894	2864	30	100	3000	2894-2864=30points=100Qty x 30						
12.2.25	SELL	XAUUSD	2898	2891	7	100	700	2898-2891=7points=100Qty x 7	Price will fall down over today's good US Jobless Claims and PPI Data, God willing	CLICK TO VIEW INITIATED SIGNAL	CLICK TO VIEW PERFORMANCE	CLICK TO VIEW PERFORMANCE IN YOUTUBE	CLICK TO VIEW TWITTER MESSAGE	CLICK TO VIEW TWITTER MESSAGE
			2896	2887	9	100	900	2896-2887=9points=100Qty x 9						
			2909	2893	16	100	1600	2909-2893=16points=100Qty x 16						
12.2.25	SELL	USOIL	73.1	71.2	1.9	1000	1900	73.1-71.2=1.9points=1000Qty x 1.9	Price will fall over Trump ready to fight with OIL Cartel to lower the price, God willing	CLICK TO VIEW INITIATED SIGNAL	CLICK TO VIEW PERFORMANCE	CLICK TO VIEW PERFORMANCE IN YOUTUBE	CLICK TO VIEW TWITTER MESSAGE	CLICK TO VIEW TWITTER MESSAGE
			1.03801	1.03101	70	10	700	1.03801-1.03101=70pips x 10						
			2921	2910	11	100	1100	2921-2910=11points=100Qty x 11						
13.2.25	SELL	XAUUSD	2921	2906	15	100	1500	2921-2906=15points=100Qty x 15	Price will fall down over today's good US Jobless Claims and PPI Data, God willing	CLICK TO VIEW INITIATED SIGNAL	CLICK TO VIEW PERFORMANCE	CLICK TO VIEW PERFORMANCE IN YOUTUBE	CLICK TO VIEW TWITTER MESSAGE	CLICK TO VIEW TWITTER MESSAGE
			2921	2913	8	100	800	2921-2913=8points=100Qty x 8						
			2934	2923	11	100	1100	2934-2923=11points=100Qty x 11						
13.2.25	BUY	USOIL	70.5	71	0.5	1000	500	70.5-71=0.5points=1000Qty x 0.5	Price will rise over OPEC commitment for more supply tight and Russia Reduced OIL production, God willing	CLICK TO VIEW INITIATED SIGNAL	CLICK TO VIEW PERFORMANCE	CLICK TO VIEW PERFORMANCE IN YOUTUBE	CLICK TO VIEW TWITTER MESSAGE	CLICK TO VIEW TWITTER MESSAGE
			70.2	71.6	1.4	1000	1400	70.2-71.6=1.4points=1000Qty x 1.4						
			1.25201	1.24701	50	10	500	1.25201-1.24701=50pips x 10						
13.2.25	SELL	GBPUSD	1.25001	1.24501	50	10	500	1.25001-1.24501=50pips x 10	Pound will fall over today's Pound GDP bad data, God willing	CLICK TO VIEW INITIATED SIGNAL	CLICK TO VIEW PERFORMANCE	CLICK TO VIEW PERFORMANCE IN YOUTUBE	CLICK TO VIEW TWITTER MESSAGE	CLICK TO VIEW TWITTER MESSAGE
			1.25401	1.24801	60	10	600	1.25401-1.24801=60pips x 10						
			2937	2931	6	100	600	2937-2931=6points=100Qty x 6						
14.2.25	SELL	XAUUSD	2940	2926	14	100	1400	2940-2926=14points=100Qty x 14	Today's good US Retail sales data and weekend profit booking from overbought level, Price can fall significantly, God willing	CLICK TO VIEW INITIATED SIGNAL	CLICK TO VIEW PERFORMANCE	CLICK TO VIEW PERFORMANCE IN YOUTUBE	CLICK TO VIEW TWITTER MESSAGE	CLICK TO VIEW TWITTER MESSAGE
			2933	2914	19	100	1900	2933-2914=19points=100Qty x 19						
			2928	2877	46	100	4600	2928-2877=46points=100Qty x 46						
14.2.25	SELL	USOIL	71.7	71.2	0.5	1000	500	71.7-71.2=0.5points=1000Qty x 0.5	Price will fall over Trump high pressure on OIL price reduction and remove sanctions from Russia can lead more intense selling pressure, God willing	CLICK TO VIEW INITIATED SIGNAL	CLICK TO VIEW PERFORMANCE	CLICK TO VIEW PERFORMANCE IN YOUTUBE	CLICK TO VIEW TWITTER MESSAGE	CLICK TO VIEW TWITTER MESSAGE
			72	70.5	1.5	1000	1500	72-70.5=1.5points=1000Qty x 1.5						
			1.04801	1.05001	-20	10	-200	1.04801-1.05001=20pips x 10						



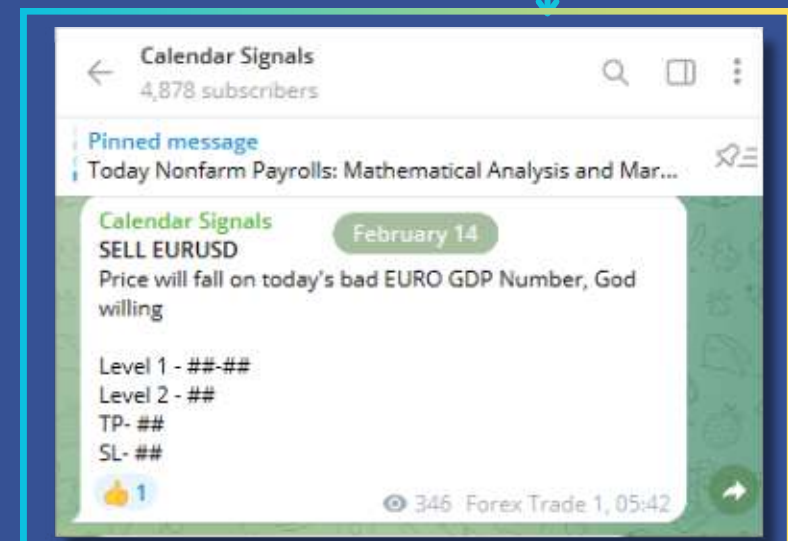
PERFORMANCE VIDEO ON YOUTUBE

TWITTER PERFORMANCE UPDATE

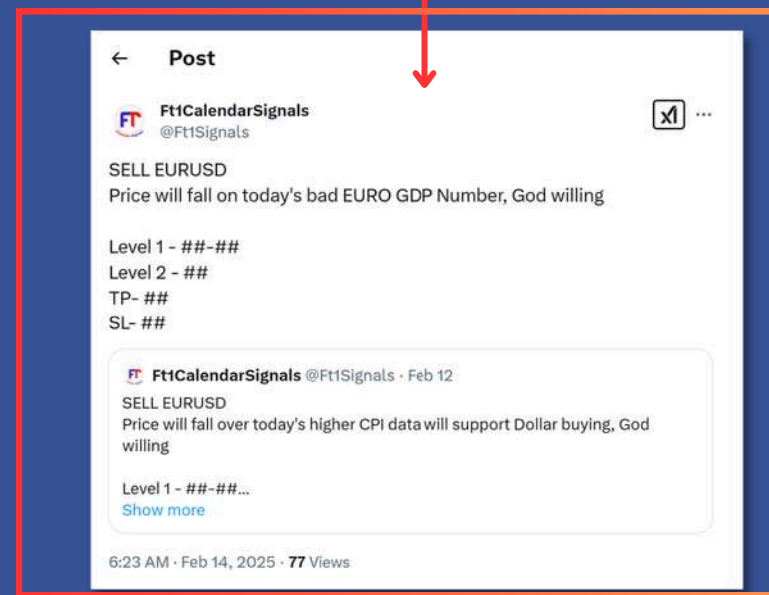
CLICK THE LINK TO CHECK PARTICULAR PLATFORM UPDATE



PERFORMANCE CHART ON TELEGRAM



TELEGRAM INITIAL SIGNAL UPDATE SINCE 2020 WITHOUT EDITED FOR TRANSPARENCY



TWITTER INITIAL SIGNAL UPDATE SINCE 2020 WITHOUT EDITED FOR TRANSPARENCY



TWITTER PERFORMANCE UPDATE

Calendar signals

February 2025

Click to check date wise performance

Sun	Mon	Tue	Wed	Thu	Fri	Sat
26	27			30	31	1
2	3 EURUSD,USOIL,XAUU	4 GBPUSD,USOIL,XAUU	5 GBPUSD,USOIL,XAUU	6 GBPUSD,USOIL,XAUU	7 EURUSD,USOIL,XAUU	8
9	10 EURUSD,USOIL,XAUU	11 EURUSD,USOIL,XAUU	12 EURUSD,USOIL,XAUU	13 GBPUSD,USOIL,XAUU	14 EURUSD,USOIL,XAUU	15
16	17	18	19	20	21	22
23	24	25	26	27	28	1
2	3	4	5	6	7	8

14/2/2025

EURUSD SELL GMT: 05:42am@2025.02.14

News/Reason: Price will fall on today's bad EURO GDP Number, God willing

Entry :1.04801

SL : :1.05001

TP :1.05001

Performance : 1.04801-1.05001=-20pips x 10

Profit/Loss : -200

Remark :

USOIL SELL GMT: 05:42am@2025.02.14

News/Reason: Price will fall over Trump high pressure on Oil price reduction and remove sanctions from Russia can lead more intense selling pressure, God willing

Entry :72.0

SL : :70.5

TP :70.5

Performance : 72.0-70.5=15points=1000qty x 1.5

Profit/Loss : 1500

Remark : E2

USOIL SELL GMT: 05:42am@2025.02.14

News/Reason: Price will fall over Trump high pressure on Oil price reduction and remove sanctions from Russia can lead more intense selling pressure, God willing

Entry :71.7

SL : :71.2

TP :71.2

Performance : 71.7-71.2=0.5points=1000qty x 0.5

Profit/Loss : 500

Remark : E1

XAUUSD SELL GMT: 05:35am@2025.02.14

News/Reason: Today good US Retail sales data and weekend profit booking from overbought level, Price can fall significantly, God willing

Entry :2928

SL : :2877

TP :2877

Performance : 2928-2877=46points=1000qty x 46

Profit/Loss : 4600

Remark : E4

XAUUSD SELL GMT: 05:35am@2025.02.14

News/Reason: Today good US Retail sales data and weekend profit booking from overbought level, Price can fall significantly, God willing

Entry :2940

SL : :2926

TP :2926

Performance : 2940-2926=14points=1000qty x 14

Profit/Loss : 1400

Remark : E2

XAUUSD SELL GMT: 05:35am@2025.02.14

News/Reason: Today good US Retail sales data and weekend profit booking from overbought level, Price can fall significantly, God willing

Entry :2933

SL : :2914

TP :2914

Performance : 2933-2914=19points=1000qty x 19

Profit/Loss : 1900

Remark : E3

XAUUSD SELL GMT: 05:35am@2025.02.14

News/Reason: Today good US Retail sales data and weekend profit booking from overbought level, Price can fall significantly, God willing

Entry :2937

SL : :2931

TP :2931

Performance : 2937-2931=6points=1000qty x 6

Profit/Loss : 600

Remark : E1

TWITTER PERFORMANCE UPDATE SINCE 2020 WITHOUT EDITED WITHOUT EDITED FOR TRANSPARENCY

PERFORMANCE IN WEB FORMATE

SELL XAUUSD CALENDAR BASED SIGNAL PERFORMANCE

Level - 1 Performance
 Ent: 2937 - 2931 = 06 POINTS
 En2: 2940 - 2926 = 14 POINTS
 En3: 2933 - 2914 = 19 POINTS
 En4: 2928 - 2877 = 46 POINTS

= Total 85 Points Gain
 = \$8500 Profit

4 Time TP's Achieved

CHART UPDATE ON TELEGRAM CHANNEL

SELL XAUUSD CALENDAR SIGNAL UPDATE
 Net 85 Points Gain
 = 85 x \$100 (1 Lot)
 = \$8500 Profit

Calendar Signals
 4,878 subscribers

Pinned message
 Today Nonfarm Payrolls: Mathematical Analysis and Mar...

February 14

Calendar Signals
 SELL XAUUSD
 Today good US Retail sales data and weekend profit booking from overbought level, Price can fall significantly, God willing

Level 1 - ###
 Level 2 - ##
 TP- ##
 SL- ##

For Levels, STOPLOSS and TP contact us » @ftrade1

TELEGRAM INITIAL SIGNAL UPDATE SINCE 2020 WITHOUT EDITED FOR TRANSPARENCY

TWITTER INITIAL SIGNAL UPDATE WITHOUT EDITED FOR TRANSPARENCY

SELL XAUUSD
 Today good US Retail sales data and weekend profit booking from overbought level, Price can fall significantly, God willing

Level 1 - ###
 Level 2 - ##
 TP- ##
 SL- ##

FtCalendarSignals @FtSignals · Feb 13

SELL XAUUSD
 Price will fall down over today good US Jobless Claims and PPI Data, God willing

Level 1 - 2918-2925...

GET IN TOUCH WITH US

